


A Space for Music

The YAMAHA

REV7



YAMAHA DIGITAL REVERBERATOR



APPLICATIONS

SOUND REINFORCEMENT

In the concert hall or nightclub, at a giant open-air festival or in a theater, the REV 7 performs superbly. You can create exactly the ambience you are looking for, and consistently match the reverb signal to the environmental acoustics. The rapid memory access allows you to switch from one effect to another at a moment's notice, to keep up with those fast changes during the show.

PERFORMING MUSICIANS

The exciting effects generated by the REV 7 will add power, vibrancy, and extra dimension to any instrument, and the Remote Control Unit enables the player to select effects programs from any desired location. The MIDI capability of the REV 7 allows users of MIDI system equipment to automatically select an effect by pressing a Voice Select key. And naturally, the REV 7 is constructed to Yamaha's highest standards, and can handle the rigors of concert use with ease.

RECORDING

In the recording studio, the REV 7 is a super-efficient sound processing device — and it's rack mountable. You can add totally natural reverb to vocals, create "live" room ambience on drums, beef up a bass sound, and be as creative as you wish with the comprehensive variety of modulation programs. All in stereo — all without a trace of noise or distortion — all instantly and effortlessly.

VIDEO AND POST-PRODUCTION

The REV 7 is a superb device for adding that touch of reverb to video soundtracks, which will "lift" music and add breadth and depth to speech. Its simple to use panel controls make its operation efficient, rapid and effective.



Natural Key to Music Space

mechanical means. None, until now, has succeeded in approaching the warmth and vibrance of the natural effect.

Yamaha now offers you a totally controllable acoustic environment. A hundred years of experience in the production of

fine musical instruments, untiring research and development in the field of acoustics, and some very sophisticated digital technology combine, at last, to give you the ultimate stereo digital reverberator for any application. The Yamaha REV7.



TOTALLY CONTROLLABLE, TOTALLY NATURAL REVERB IN ANY APPLICATION

Yamaha, the company that created the memorable REV1 and R1000 Digital Reverberators, is proud to present the Yamaha REV7 Professional Digital Reverberator—an affordable professional quality reverberator incorporating a multitude of superb features to transform your music into a natural, acoustic experience. The REV7 fulfills completely the promise of digital reverberation—the production of utterly authentic natural reverberation—the creation of any sound environment, with warmth, with total control—and no limits.

A FINELY BALANCED COMBINATION OF SOPHISTICATED HARDWARE & SOFTWARE ACHIEVES OPTIMUM REVERB PERFORMANCE

ORIGINAL YAMAHA SEMICONDUCTORS ENABLE THE REV7 TO SET THE STANDARD IN DIGITAL REVERBERATION

Yamaha's engineers developed special LSI chips specifically for the REV7. These unique LSIs are capable of handling the immense amount of information and extremely high processing speeds required to effectively simulate natural reverberation. They permit extremely warm, natural reverberation to be achieved in a remarkably compact, cost-effective system.


In addition, a unique Yamaha technology enables the REV7 to generate spacious, rich, crystal-clear effects—chorus, stereo flange and others.

EXPERIENCE AND DILLIGENT RESEARCH ARE BEHIND THE FINEST REVERB SOFTWARE AVAILABLE

Yamaha's expert acoustic engineering team carried out exhaustive research into the nature of reverberation and ambient sound. Using computerized simulations of a variety of performing environments, it was possible to exactly analyze the "early reflections" that give natural reverberation its character and richness. This complex data has been painstakingly incorporated into the REV7's highly refined software.

Yamaha is not a newcomer to the field of acoustics and reverberation. Through the design and construction of superb concert halls and recording studios, our engineers have accumulated a wealth of experience that was vital in developing the REV7. Further, for almost a century, Yamaha has been renowned for the manufacture of some of the world's finest musical instruments. There is no substitute for experience, and Yamaha's vast storehouse of knowledge culminates in the design of

a reverberation unit that finally matches nature in the production of rich, dynamic, ultimately natural reverberation.



USER-ORIENTED FEATURES AND CONTROLS FOR LIMITLESS CREATIVITY

THE PRESETS: INCREDIBLE REVERB REALISM PLUS ASTOUNDING SPECIAL EFFECTS

Without doubt, the REV7's fabulous sound-enhancing effects represent the pinnacle of Yamaha's sophisticated know-how. Thirty impressive factory presets are permanently stored in the REV7's ROM (Read Only Memory). These presets cover an exceptionally broad range of effects—various size halls, simulations of mechanical reverberators, simulations of recording studio type acoustic environments, stereo delays, and a range of modulation type effects. The presets provided have been carefully programmed to provide the ideal effect in a broad range of applications. But if you need a "special" effect, it's simple to program your own.

THE USER PROGRAMS: PERSONALLY CREATE AND STORE UP TO 60 UNIQUE EFFECTS

The REV7 presets can be modified over an exceptionally broad range to create your own programs—up to sixty, which can be stored in the REV7's RAM (Random Access Memory). And your programs will be just as easily accessible as the presets—in fact, you can recall the first 7 user programs (numbers 31 thru 37) instantly using the DIRECT RECALL keys, and all programs can be called using the MEMORY, NUMERIC and RECALL keys.

THE PROGRAMMABLE PARAMETERS—SPECIALLY DESIGNED TO GIVE YOU THE MOST EXACTING CONTROL

Each preset incorporates up to 7 user-programmable parameters. Parameters include Reverb Time, First reflection Delay and Level, Diffusion, Liveness, Initial Delay Time, Room Size, Modulation Frequency and Depth (for the Modulation Programs) and, to add even more realism, you can alter the Reverb Time of the HI and LOW

frequency ranges in proportion to the MID (R/T60) range. Within some presets a variety of Modes can be selected—these are characteristic groupings of "early reflections" and simulate not only different natural environments (LARGE HALL, SMALL HALL) but specific types of "artificial" reverberations (PLATE, SPRING, RANDOM, REVERSE).

OPERATION DESIGNED FOR MAXIMUM EFFECT WITH MINIMUM EFFORT

The front panel of the REV7 is optimally designed for instant access to all functions. Direct Recall Keys permit instant one-key recall of all the presets, and the first seven User Programs. Editing of Parameters takes literally seconds to carry out, and the newly edited program may be stored even faster. The LCD panel tells you at a glance the name of the program and parameter you have selected, and the large two-digit LED permits you to read the number of your selected program even at a distance. The LED Input Level Meter warns you clearly of impending overload.

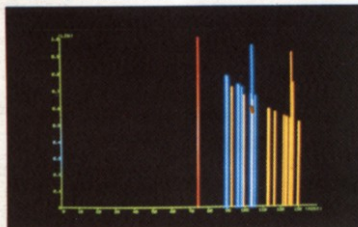
MIDI CONTROL AND NATURAL REVERBERATION: TWO WORLDS MEET IN THE REV7

MIDI compatibility makes it possible to create a totally different reverberation program for each voice on your MIDI keyboard, and automatically recall the program when you press a Voice Select key on your DX synthesizer or other MIDI keyboard.

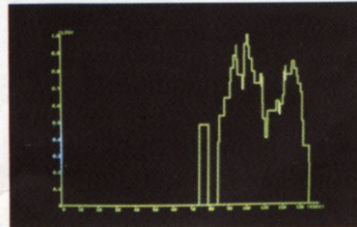
TOTALLY PROFESSIONAL CAPABILITY

With absolutely no compromise, the REV7 is a fully professional unit. It features electronically balanced TRS phone jacks (which will also accept mono phone plugs) as well as XLR type input and output terminals so that it can be used with all professional equipment. Both stereo and mono inputs may be received, producing in either case a stereo reverb output. The Digital/Analog and Analog/Digital converters feature an impressively high sampling rate so that an ultra-wide dynamic range is possible with any input, with no unwanted compression or noise. In addition, highly refined three-band parametric EQ is featured, so that you can "fine tune" the sound of your reverb, to match any environment, or create a special effect. The REV7 is standard 19" rack mountable for compatibility with professional rack installations.

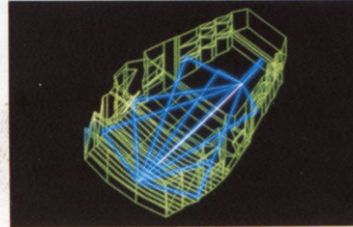
• Early Reflection Simulation Example Based On a Specific Hall Design



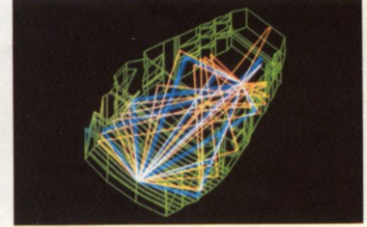
Early reflection graph



Perceived early reflection characteristics



Hall simulation (1st reflection)



Hall simulation (early reflection pattern)

REV7 MEMORY (ROM) CONTENTS AND CONTROLLABLE PARAMETERS

NOTE: PARAMETER RANGE PRESET VALUE

MEM NO.	TITLE	TYPE	CONTROLLABLE PARAMETERS & PRESET VALUE						
			REV.TIME	INI.DELAY	1st REF.	F1	F2	F3	
1	LARGE HALL	REVERB	REV. TIME	INI. DELAY	DELAY	LEVEL	H I	LOW	DIFFUSION
			0.3 ~ 10.0sec	0.1 ~ 100.0ms	0.1 ~ 100.0ms	0 ~ 100%	0.1 ~ 1.0	0.1 ~ 2.4	0 ~ 10
			2.6	30.0	10.0	0	0.3	1.2	5
2	SMALL HALL	REVERB	REV. TIME	INI. DELAY	DELAY	LEVEL	H I	LOW	DIFFUSION
			0.3 ~ 10.0sec	0.1 ~ 100.0ms	0.1 ~ 100.0ms	0 ~ 100%	0.1 ~ 1.0	0.1 ~ 2.4	0 ~ 10
			2.0	20.0	10.0	0	0.4	1.0	5
3	VOCAL PLATE	REVERB	REV. TIME	INI. DELAY	DELAY	LEVEL	H I	LOW	DIFFUSION
			0.3 ~ 10.0sec	0.1 ~ 100.0ms	0.1 ~ 100.0ms	0 ~ 100%	0.1 ~ 1.0	0.1 ~ 2.4	0 ~ 10
			2.4	45.0	10.0	0	0.3	1.0	5
4	PERCUSSION PLATE	REVERB	REV. TIME	INI. DELAY	DELAY	LEVEL	H I	LOW	DIFFUSION
			0.3 ~ 10.0sec	0.1 ~ 100.0ms	0.1 ~ 100.0ms	0 ~ 100%	0.1 ~ 1.0	0.1 ~ 2.4	0 ~ 10
			2.0	10.0	10.0	0	0.5	1.2	5
5	EARLY REFLECTION 1	ER 1	LIVENESS	INI. DELAY	DELAY	LEVEL	MODE	ROOM SIZE	DIFFUSION
			0 ~ 10	0.1 ~ 100.0ms	0.1 ~ 100.0ms	0 ~ 100%	1 ~ 6	0.1 ~ 20.0	0 ~ 10
			5	10.0	0.1	0	1	2.0	5
6	EARLY REFLECTION 2	ER 2	LIVENESS	INI. DELAY	DELAY	LEVEL	MODE	ROOM SIZE	DIFFUSION
			0 ~ 10	0.1 ~ 100.0ms	0.1 ~ 100.0ms	0 ~ 100%	1 ~ 6	0.1 ~ 20.0	0 ~ 10
			5	10.0	0.1	0	1	2.0	5
7	DELAY L, R	DELAY	INI. DELAY	DELAY	LEVEL	Lch DELAY	Rch DELAY	LEVEL	
			0.1 ~ 100.0ms	0.1 ~ 100.0ms	0 ~ 100%	0.1 ~ 900.0ms	0.1 ~ 900.0ms	0 ~ 100%	
			0.1	0.1	0	100.0	200.0	100	
8	STEREO ECHO	ECHO	F.B. GAIN	INI. DELAY	DELAY	LEVEL	Lch DELAY	Rch DELAY	H I
			0 ~ 99%	0.1 ~ 100.0ms	0.1 ~ 100.0ms	0 ~ 100%	0.1 ~ 450.0ms	0.1 ~ 450.0ms	0 ~ 10
			60	0.1	0.1	0	170.0	178.0	9
9	STEREO FLANGE	FLANGE	F.B. GAIN	INI. DELAY	DELAY	LEVEL	MOD. FREQ.	MOD. DEPTH	DELAY
			0 ~ 99%	0.1 ~ 100.0ms	0.1 ~ 100.0ms	0 ~ 100%	0.1 ~ 20.0Hz	0 ~ 100%	0.1 ~ 100ms
			35	0.1	0.1	0	2.5	50	1.2
10	REVERB FLANGE	FLANGE	REV. TIME	INI. DELAY	DELAY	LEVEL	MOD. FREQ.	MOD. DEPTH	DELAY
			0.3 ~ 10.0	0.1 ~ 100.0ms	0.1 ~ 100.0ms	0 ~ 100%	0.1 ~ 20.0Hz	0 ~ 100%	0.1 ~ 30ms
			2.5	0.1	0.1	0	1.1	80	1.2
11	CHORUS A	CHORUS	INI. DELAY	DELAY	LEVEL	MOD. FREQ.	DM. DEPTH	AM. DEPTH	
			0.1 ~ 100.0ms	0.1 ~ 100.0ms	0 ~ 100%	0.1 ~ 20.0Hz	0 ~ 100%	0 ~ 100%	
			0.1	0.1	0	0.2	50	40	
12	CHORUS B	CHORUS	INI. DELAY	DELAY	LEVEL	MOD. FREQ.	DM. DEPTH	AM. DEPTH	
			0.1 ~ 100.0ms	0.1 ~ 100.0ms	0 ~ 100%	0.1 ~ 20.0Hz	0 ~ 100%	0 ~ 100%	
			0.1	0.1	0	0.6	50	10	
13	STEREO PHASING	PHASING	INI. DELAY	DELAY	LEVEL	MOD. FREQ.	MOD. DEPTH	DELAY	
			0.1 ~ 100.0ms	0.1 ~ 100.0ms	0 ~ 100%	0.1 ~ 20.0Hz	0 ~ 100%	0.1 ~ 8ms	
			0.1	0.1	0	1.1	100	3.0	
14	TREMOLO	TREMOLO	INI. DELAY	DELAY	LEVEL	MOD. FREQ.	MOD. DEPTH		
			0.1 ~ 100.0ms	0.1 ~ 100.0ms	0 ~ 100%	0.1 ~ 20.0Hz	0 ~ 100%		
			0.1	0.1	0	6.0	50		
15	SYMPHONIC	SYMPHONIC	INI. DELAY	DELAY	LEVEL	MOD. FREQ.	MOD. DEPTH		
			0.1 ~ 100.0ms	0.1 ~ 100.0ms	0 ~ 100%	0.1 ~ 20.0Hz	0 ~ 100%		
			0.1	0.1	0	0.7	50		
16	SPRING	REVERB	REV. TIME	INI. DELAY	DELAY	LEVEL	H I	LOW	DIFFUSION
			0.3 ~ 10.0sec	0.1 ~ 100.0ms	0.1 ~ 100.0ms	0 ~ 100%	0.1 ~ 1.0	0.1 ~ 2.4	0 ~ 10
			2.6	25.0	0.1	0	0.2	1.2	5
17	ECHO ROOM	REVERB	REV. TIME	INI. DELAY	DELAY	LEVEL	H I	LOW	DIFFUSION
			0.3 ~ 10.0sec	0.1 ~ 100.0ms	0.1 ~ 100.0ms	0 ~ 100%	0.1 ~ 1.0	0.1 ~ 2.4	0 ~ 10
			3.2	16.0	0.1	0	0.3	1.2	5
18	STRINGS	REVERB	REV. TIME	INI. DELAY	DELAY	LEVEL	H I	LOW	DIFFUSION
			0.3 ~ 10.0ms	0.1 ~ 100.0ms	0.1 ~ 100.0ms	0 ~ 100%	0.1 ~ 1.0	0.1 ~ 2.4	0 ~ 10
			3.0	13.0	0.1	0	0.3	1.0	5
19	ELECTRIC BASS A	ER 1	LIVENESS	INI. DELAY	DELAY	LEVEL	MODE	ROOM SIZE	DIFFUSION
			0 ~ 10	0.1 ~ 100.0ms	0.1 ~ 100.0ms	0 ~ 100%	1 ~ 6	0.1 ~ 20.0	0 ~ 10
			1	12.0	0.1	87	5	0.3	5
20	ELECTRIC BASS B	ER 2	LIVENESS	INI. DELAY	DELAY	LEVEL	MODE	ROOM SIZE	DIFFUSION
			0 ~ 10	0.1 ~ 100.0ms	0.1 ~ 100.0ms	0 ~ 100%	1 ~ 6	0.1 ~ 20.0	0 ~ 10
			3	12.0	0.1	68	5	0.4	7
21	KICK	ER 1	LIVENESS	INI. DELAY	DELAY	LEVEL	MODE	ROOM SIZE	DIFFUSION
			0 ~ 10	0.1 ~ 100.0ms	0.1 ~ 100.0ms	0 ~ 100%	1 ~ 6	0.1 ~ 20.0	0 ~ 10
			1	12.0	0.1	87	5	0.3	7
22	SNARE	REVERB	REV. TIME	INI. DELAY	DELAY	LEVEL	H I	LOW	DIFFUSION
			0.3 ~ 10.0sec	0.1 ~ 100.0ms	0.1 ~ 100.0ms	0 ~ 100%	0.1 ~ 1.0	0.1 ~ 2.4	0 ~ 10
			1.2	10.0	0.1	0	0.8	0.8	5
23	GATE REVERB	ER 2	LIVENESS	INI. DELAY	DELAY	LEVEL	MODE	ROOM SIZE	DIFFUSION
			0 ~ 10	0.1 ~ 100.0ms	0.1 ~ 100.0ms	0 ~ 100%	1 ~ 6	0.1 ~ 20.0	0 ~ 10
			5	20.0	0.1	0	3	1.6	5
24	REVERSE GATE	ER 2	LIVENESS	INI. DELAY	DELAY	LEVEL	MODE	ROOM SIZE	DIFFUSION
			0 ~ 10	0.1 ~ 100.0ms	0.1 ~ 100.0ms	0 ~ 100%	1 ~ 6	0.1 ~ 20.0	0 ~ 10
			5	25.0	0.1	0	4	2.4	5
25	PIANO	ER 2	LIVENESS	INI. DELAY	DELAY	LEVEL	MODE	ROOM SIZE	DIFFUSION
			0 ~ 10	0.1 ~ 100.0ms	0.1 ~ 100.0ms	0 ~ 100%	1 ~ 6	0.1 ~ 20.0	0 ~ 10
			3	12.0	0.1	72	6	1.0	6
26	ORGAN	ER 1	LIVENESS	INI. DELAY	DELAY	LEVEL	MODE	ROOM SIZE	DIFFUSION
			0 ~ 10	0.1 ~ 100.0ms	0.1 ~ 100.0ms	0 ~ 100%	1 ~ 6	0.1 ~ 20.0	0 ~ 10
			4	10.0	0.1	61	1	3.5	7
27	BRASS	ER 1	LIVENESS	INI. DELAY	DELAY	LEVEL	MODE	ROOM SIZE	DIFFUSION
			0 ~ 10	0.1 ~ 100.0ms	0.1 ~ 100.0ms	0 ~ 100%	1 ~ 6	0.1 ~ 20.0	0 ~ 10
			4	12.0	0.1	61	3	0.9	5
28	GUITAR	ER 2	LIVENESS	INI. DELAY	DELAY	LEVEL	MODE	ROOM SIZE	DIFFUSION
			0 ~ 10	0.1 ~ 100.0ms	0.1 ~ 100.0ms	0 ~ 100%	1 ~ 6	0.1 ~ 20.0	0 ~ 10
			5	5.0	0.1	69	6	1.5	5
29	HANDCLAPS	REVERB	REV. TIME	INI. DELAY	DELAY	LEVEL	H I	LOW	DIFFUSION
			0.3 ~ 10.0sec	0.1 ~ 100.0ms	0.1 ~ 100.0ms	0 ~ 100%	0.1 ~ 1.0	0.1 ~ 2.4	0 ~ 10
			0.4	0.1	0.1	0	0.1	2.0	5
30	LIVE REFERENCE	ER 2	LIVENESS	INI. DELAY	DELAY	LEVEL	MODE	ROOM SIZE	DIFFUSION
			0 ~ 10	0.1 ~ 100.0ms	0.1 ~ 100.0ms	0 ~ 100%	1 ~ 6	0.1 ~ 20.0	0 ~ 10
			5	20.0	0.1	0	2	2.5	5

*NOTES ER 1 : EARLY REFLECTIONS, LOW DENSITY ER 2 : EARLY REFLECTIONS, HIGH DENSITY
MODE 1: SMALL HALL 2: LARGE HALL 3: RANDOM 4: REVERSE 5: PLATE 6: SPRING

SPECIFICATIONS

INPUT	
Number of Channels	Electronically Balanced x 2 (Phone Jack) Electronically Balanced x 2 (XLR type)
Nominal Level	+4 dBm
Impedance	10Kohms
Level Control	Volume, Gain +10 dB - -90dB
Mono/Stereo SW.	Mono - Ch.L + R Activated. Stereo - Ch.L & R Activated.
Mixing	In Stereo mode, Ch.L & R are mixed and sent to A/D converter.
Parametric EQ	Low: 50 - 700Hz ± 15, Mid: 350 - 7kHz ± 15, High: 2k - 20kHz ± 15 3 bands.
Level Monitor	8 points LED (pre - A/D)

A/D CONVERSION	
Sampling Freq.	31.25kHz
Quantization	Linear 16 Bit
Band Width	20Hz to 12kHz
Number of Channels	1

SIGNAL PROCESSING	
Functions	
Factory Presets (30)	Reverb-1 - LARGE HALL Reverb-2 - SMALL HALL Reverb-3 - VOCAL PLATE Reverb-4 - PERCUSSION PLATE E/R - 1 - EARLY REFLECTION-1 E/R - 2 - EARLY REFLECTION-2 OTHERS - DELAY (Number 7) to LIVE REFERENCE (Number 30)
Reverb Time (RT)	0.3 to 10.0 sec, on Mid. band
Initial Delay	0.1 to 100.0 msec.
1st Reflection	Delay Time (0 to 100.0 msec) & Level (0 - 100%)
High Freq. RT (F1)	Mid. RT x (0.1 ~ 1.0)
Low Freq. RT (F2)	Mid. RT x (0.1 ~ 2.4)
Diffusion	Diffusion (10 steps)

D/A CONVERSION	
Number of Channels	2
Sampling Freq.	31.25 kHz
Quantization	Linear 16 Bit
Band Width	20 Hz to 12 kHz

OUTPUT	
Number of Channels	Electronically Balanced x 2 (Phone Jack) Electronically Balanced x 2 (XLR type)
Nominal Level	+4dBm
Impedance	600ohms
Maximum Level	+18dBm
Mixing	Direct Signal, Reverb Signal
Bypass	ON/OFF
Out phase	Ch. R (Reverb Signal) can be alternated
Mute	ON/OFF

MEMORY	
Presets (ROM)	1 - 30
User Memory (RAM)	31 - 90 (Non Volatile) All parameters except Input Level and parametric EQ, can be memorized

MIDI CONTROL	MIDI Channel, Program Number
---------------------	------------------------------

FRONT PANEL	
Display	16 character 2 lines LCD x 1 2 digits numeric LED for Memory No. 8 points level meter LED
Knobs	Input Level Volume Parametric EQ (Low, Mid, High) Function Keys
Keys	Numeric and +/- Keys Direct and BYPASS ON/OFF Keys MUTE, MIDI

ELECTRIC CHARACTERISTICS	
Dynamic Range	Reverb : more than 78dB Delay : more than 84dB
Distortion	Direct Signal 0.03% Reverb Signal 0.1%
Band Width	Direct Signal 20 to 20kHz Reverb Signal 20 to 12kHz
Residual Noise Level	Reverb mode : less than -60dBm Delay mode : less than -66dBm

DIMENSIONS (W x H x D)	480 x 89.9 x 342.5mm (18-7/8" x 3-1/2" 13-1/2")
----------------------------------	--

WEIGHT	5.3 kg (11.7 lbs)
---------------	-------------------

POWER REQUIREMENTS	U.S. & Canadian models 110/120V, 50/60Hz General model 220/240V, 50/60Hz
---------------------------	---

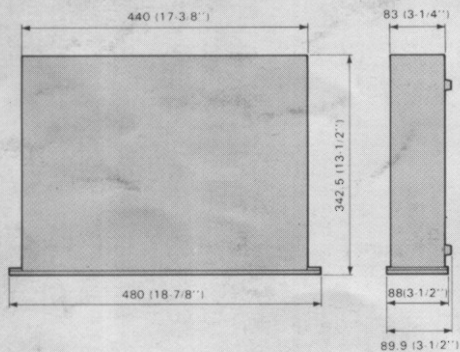
POWER CONSUMPTION	U.S. & Canadian models 25W General model 25W
--------------------------	---

REMOTE CONTROL	REV 1 E/R 1 REV 2 E/R 2 REV 3 OTHERS REV 4 USER MEMORY
-----------------------	---

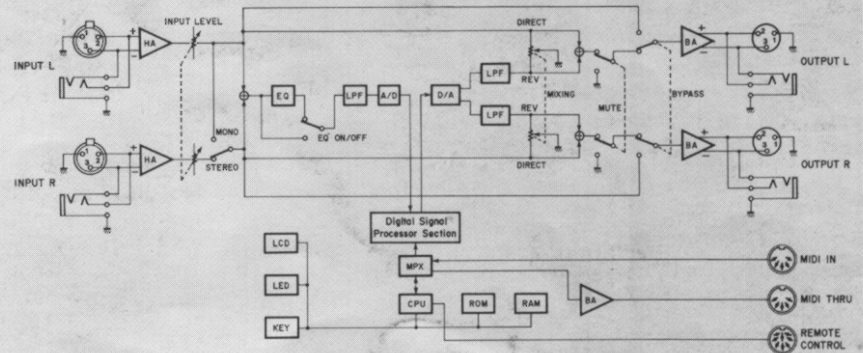
* NOTE: Since natural sounding reverberation is mixed with the direct sound, and hence does not constitute 100% of the sound, the effective dynamic range will nearly always exceed 90 dB.

** 0 dBu is 0.775 volts RMS. This value represents voltage across a high impedance input. dBu is the equivalent of dBu if specified across a 600 ohm load. YAMAHA reserves the right to alter design and specifications of its products without prior notice.

DIMENSIONS



BLOCK DIAGRAM



For details please contact:

SINCE 1887




YAMAHA

NIPPON GAKKI CO., LTD. HAMAMATSU, JAPAN

REV7 CONTROLS

•FRONT PANEL



INPUT LEVEL LED. An accurate, fast action 8 point LED display indicates the level of the input signal.

EQ ON LED. Illuminates when the semi-parametric EQ section is in use.

MEMORY LED. A large, easy to read two-digit LED indicates the effects program currently in use.

MONO LED. Illuminates when the MONO/STEREO Switch is set to MONO.

LCD. A Liquid Crystal Display panel, readable from a wide angle, indicates program information and parameter values.

PARAMETER SELECT and ± Keys. For selection of the programmable parameters relating to each preset, for editing and creation of user programs. The ± keys increment or decrement the selected value, and can be used to select programs 1 through 90 in combination with the MEMORY key.

MEMORY Keys. For selection and recall of programs, and storage of new parameter values when editing.

MIDI CTRL Key. Puts the REV 7 in the MIDI Control mode, enabling setting of MIDI channel, effects program number and MIDI voice number, for automatic selection of programs from a MIDI keyboard.

POWER ON/OFF Switch.

MONO/STEREO Switch. Produces stereo reverb output from a mono input, or stereo in/stereo-out reverb. Note: The REV7 digital circuitry is a mono input stereo output device.

INPUT LEVEL Control. Sets input signal for optimum level. Range: +10dB to -30 dB.

EQ ON/OFF Switch. For instant comparison of equalized signal and original signal.

SEMI PARAMETRIC EQUALIZER SECTION. A highly versatile 3 band semi-parametric EQ section permits precise control of the timbre of the reverb signal. Range: ±15 dB in LO, MID and HIGH ranges.

MIXING Control. Allows accurate balancing of reverb signal with direct signal, from "direct signal only" right through to "reverb signal only".


DIRECT RECALL Keys. For rapid one-touch recall of all 30 preset programs and the first 7 user programs. Programs 1 through 6 are called directly, while 7 through 30 are called by successive presses on the OTHERS key. User programs 31 through 37 are called using the USER MEMORY key and DIRECT RECALL keys.

NUMERIC/EDITING keys. For entry of program numbers and for entering parameter values. The CLEAR key zeros the display; the ENTER key enters the new numerical value when editing. All programs can be selected using the MEMORY, NUMERIC and RECALL keys.

OUTPUT CONTROL keys. MUTE cancels the entire output. OUT PHASE reverses the polarity of the right output of the reverb signal, for phase correction or special effects. BYPASS cancels the reverb signal, for instant comparison of direct signal only and direct signal plus reverb.

•REMOTE CONTROL UNIT

For the keyboard player or guitarist who likes to stay out front during his performance, or for the sound engineer who wants to select reverbation programs without having to leave his mixing console, the REV7 is provided with a handy Remote Control Unit. This unit reproduces the functions of all the direct memory recall keys on the front panel of the REV7, allowing instant selection of all Presets and the first 7 User Programs.



This LED lights only when a preset key on the main unit or remote control is pressed.

When this LED is lit it is possible to call the user programs.

For selection of presets 1 through 30, and user programs 31 through 37.

•REAR PANEL



REMOTE CONTROL CONNECTOR.

MIDI THRU Connector. Outputs MIDI data received at the MIDI IN terminal unmodified. This permits MIDI chaining to other MIDI equipment.

MIDI IN Connector. Accepts MIDI data from a MIDI keyboard or other MIDI equipment. The specified reverb program is called when a MIDI voice number is received.

INPUT/OUTPUT Connectors. Both electronically balanced XLR and 1/4" TRS type connectors are provided. The TRS jacks also accept standard 1/4" mono-phone plugs.

U.S. & Canadian models