
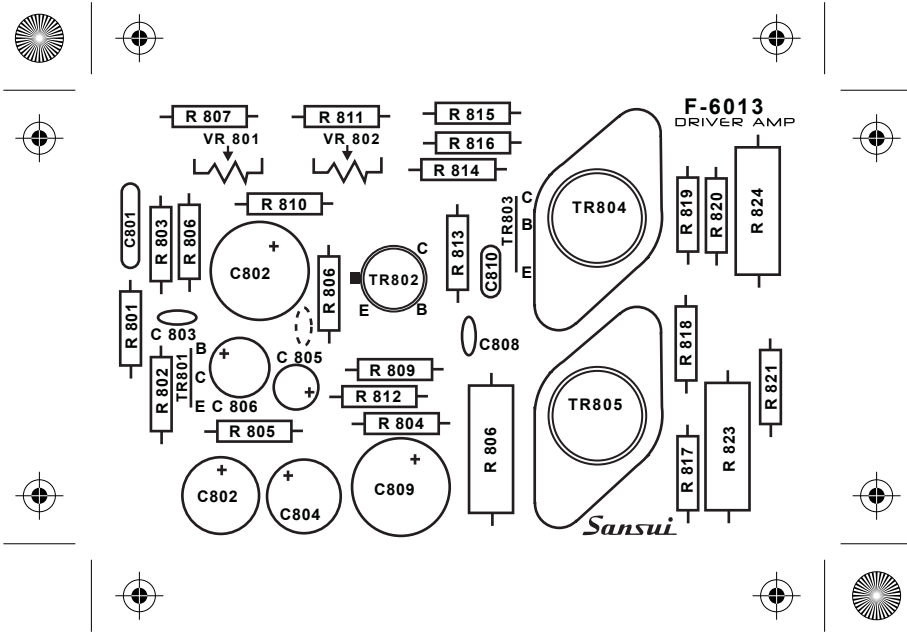


# Sansui 5000X Driver Amp Board F-6013\*



Print @ full size, make sure "fit to page" or "scale to fit" are **OFF** in the print dialog box.

\* Reversed image for toner transfer PCB board etching method.



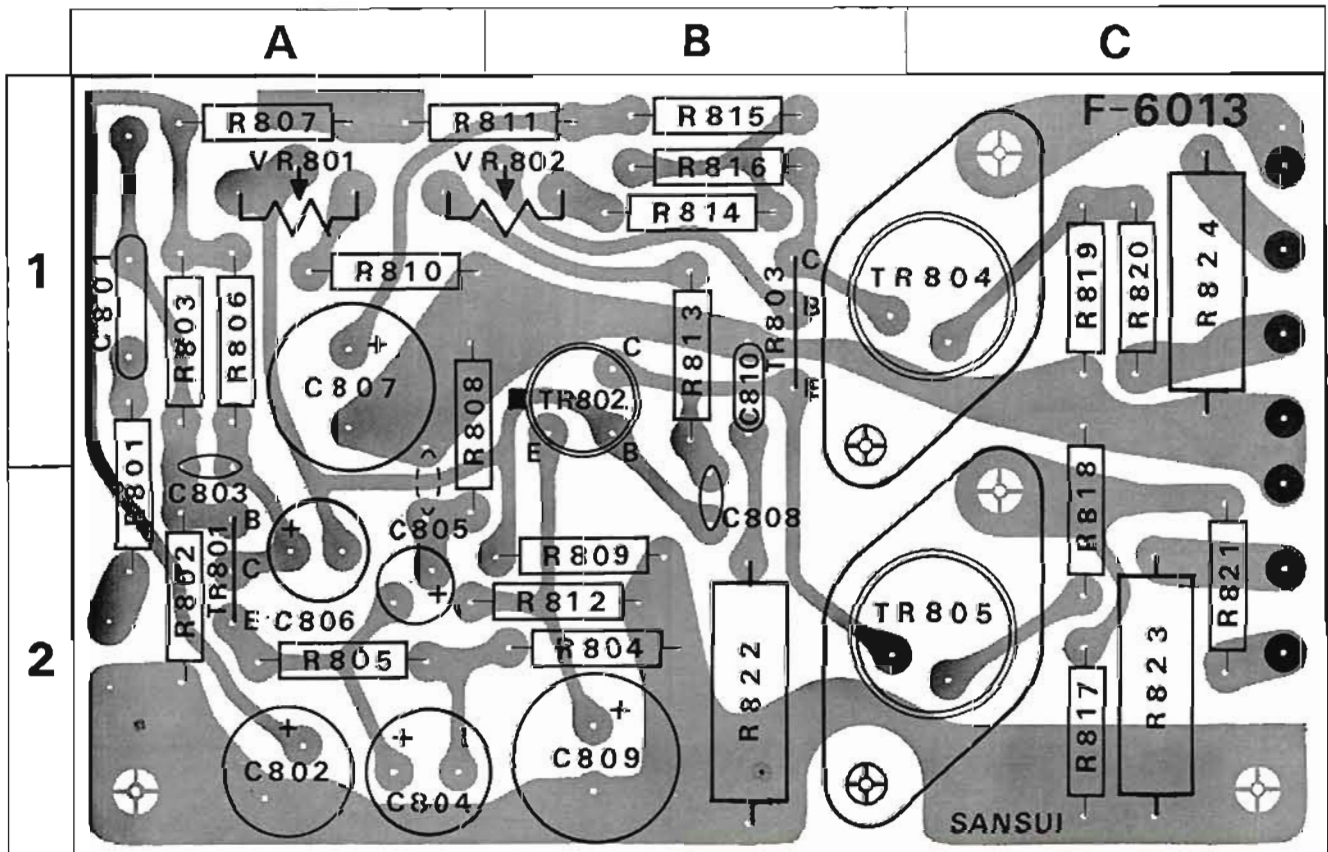
# PRINTED CIRCUIT BOARDS AND PARTS LIST

W: Parts No. X: Parts Name Y: Stock No. Z: Position of Parts

## DRIVER AMP. BLOCK <F-6013>

W	X	Y	Z
R801	10kΩ	0101103	1, 2 A
R802	270kΩ	0101274	2 A
R803	560kΩ	0101564	1 A
R804	100Ω	0101101	2 B
R805	2.2kΩ	0101222	2 A
R806	3.9kΩ	0101392	1 A
R807	33kΩ	0101333	1 A
R808	2.7kΩ	0101272	1 A
R809	10kΩ	0101103	2 B
R810	100kΩ	0101104	1 A
R811	680Ω	0111681	1 A, B
R812	220Ω	0101221	2 B
R813	1.5kΩ	0101152	1 B
R814	3.3kΩ	0101332	1 B
R815	6.8kΩ	0111682	1 B
R816	39Ω	0101390	1 B
R817	220Ω	0111221	2 C
R818	10Ω	0111100	2 C
R819	220Ω	0111221	1 C
R820	6.8Ω	0111689	1 C
R821	6.8Ω	0111689	2 C
R822	4.7Ω	0152479	2 B

W	X	Y	Z
R823	0.3Ω } ±10% 2W CeR.	0152308	2 C
R824		0152308	1 C
VR801	100kΩ (B) AC. Balance Adj.	1031140	1 A
VR802	1kΩ (B) Bias Adj.	1031050	1 A, B
C801	0.33μF ±10% 50 V MC.	0601338	1 A
C802	100μF 25 V EC.	0513101	2 A
C803	100pF ±10% 50 V CC.	0660101	1, 2 A
C804	220μF 6.3 V EC.	0510221	2 A
C805	4.7μF 50 V EC.	0515479	2 A
C806	3.3μF 25 V AEC.	0563339	2 A
C807	100μF 50 V EC.	0515101	1 A
C808	100pF ±10% 50 V CC.	0660101	2 B
C809	470μF 6.3 V EC.	0510471	2 B
C810	0.1μF ±10% 50 V MC.	0601108	1 B
TR801	2SC 984 (B, C)	0305871, 2	2 A
TR802	2SC 627 (3)	0305582	1 B
TR803	2SC 984 (B, C)	0305871, 2	1 B
TR804	2SC 680 (B, C)	0305621, 2	2 B, C
TR805	2SA 566 (B, C)	0300151, 2	2 B, C



Known Good Substitutes for Transistors:

TR804 (Original= 2SC680) Use 2SC1445

TR805 (Original= 2sa566) Use 2SA765