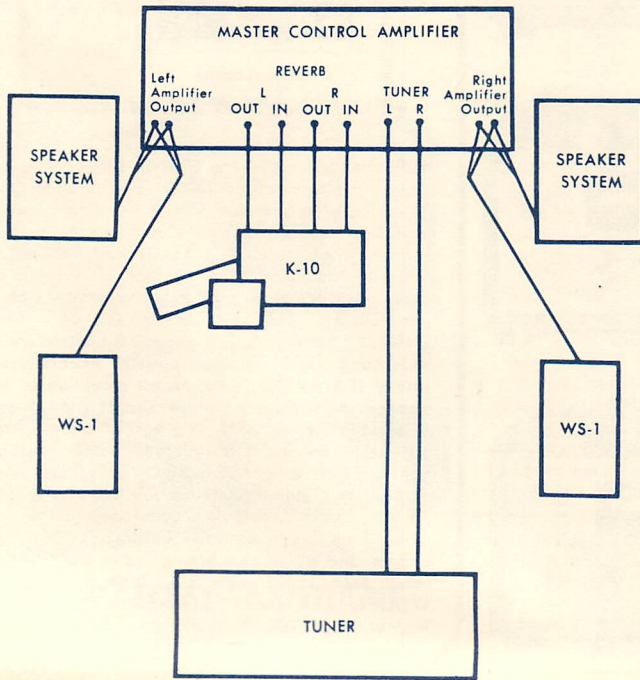
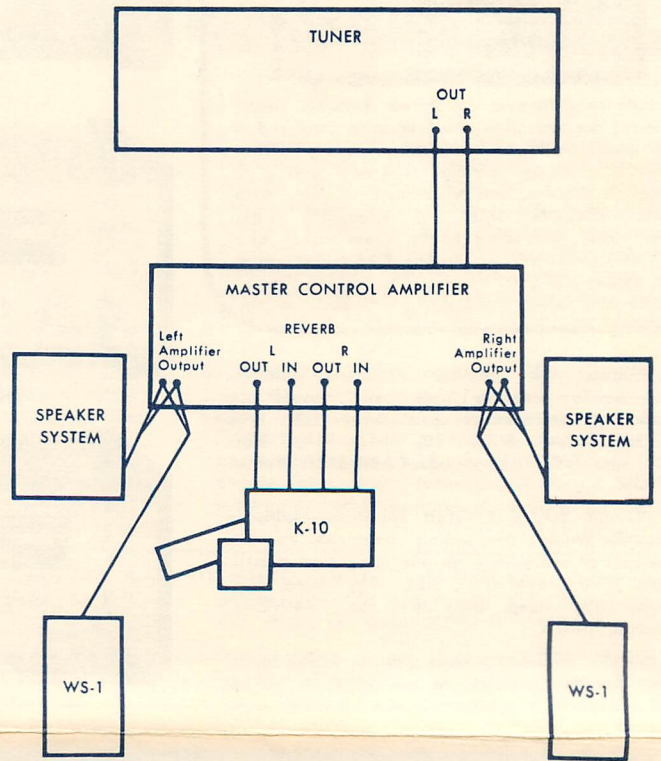


How to connect FISHER Accessories to your new FISHER Component

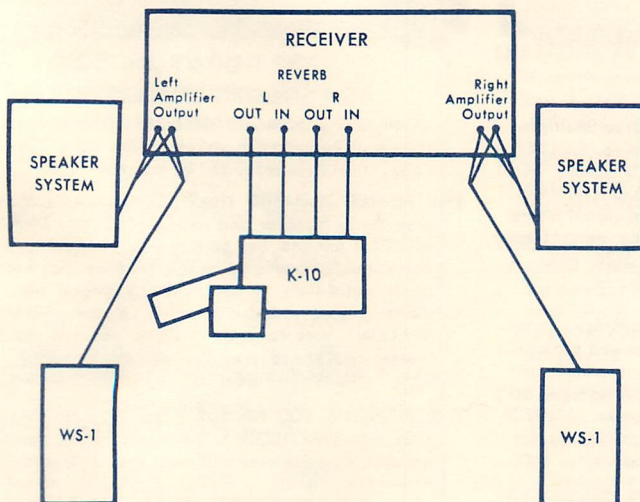
Connecting Your FISHER Amplifier



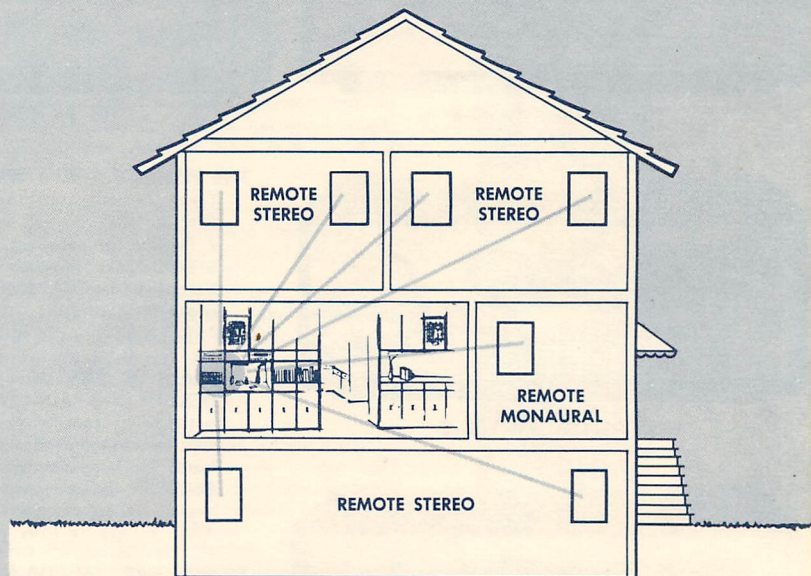
Connecting Your FISHER Tuner



Connecting Your FISHER Receiver




Enjoy the World of Stereo
In Every Room of Your Home!



Fisher has a wide variety of bookshelf, slim-line and floor model speaker systems to suit the decor and space requirements of every room in your home.

THE FISHER 50 Portable


The transistorized master control amplifier has 30 watts of power (IHF), a full complement of controls including a 5-position Selector, front-panel headphone jack and speaker silencing switch. The Garrard 4-speed Automatic Turntable plays an intermixed stack of 7", 10", and 12" records, automatically shuts off system after last record has been played. The pair of two-way speaker systems provide flawless reproduction of the musical program. Two 10-foot cables are included for wide stereo separation. Durable Royalite® Luggage. **SIZE:** 23¾" wide, 14¼" deep, 8" high. **WEIGHT:** 35 pounds.



THE FISHER 75 Custom Module

The 30-Watt transistorized control amplifier has a 5-position Selector, dual Bass and Treble controls, and other convenience facilities including front-panel headphone jack and speaker on-off switch. The Garrard 4-speed Automatic Turntable automatically shuts off system after last record has been played. The four loudspeakers are arranged in two acoustically-sealed speaker systems. Two 10-foot cables are included for wide stereo separation.

SIZE: Main Section 24½" wide, 5½" high, 14¼" deep. Each speaker is 16¼" x 10¾" x 9⅞" deep. Speakers can be placed vertically or horizontally. **WEIGHT:** Main Section 28 pounds. Each Speaker System: 12½ pounds.




THE FISHER PR-6 Basic Preamplifier

Gain: Phono, 1 v output for 10 mv input; microphone, 1 v output for 1 mv input; tape, 1 v output for 5 mv input. ■ **Equalization:** RIAA for phono. NAB for tape. ■ **Self-powered** (105-120 V. A. C.) ■ **SIZE:** 3¾" wide, 3⅝" high, 3⅝" deep. **WEIGHT:** 1½ lbs.




THE FISHER HEADPHONES MODEL HP-50

Fisher Headphones complement the superlative acoustic characteristics of Fisher components. Has full foam-cushioned cups, fully adjustable vinyl-covered spring-steel headband.



THE FISHER K-10 Dynamic SPACEPANDER®


With this remarkable device, the owner of a home music system can now add the new dimension of reverberation to listening. The FISHER K-10 recreates electronically the reverberation of the concert hall, and, in this manner, makes for auditorium listening pleasure even in the smallest of rooms. The FISHER K-10 Dynamic SPACEPANDER® works equally well on records, tape and broadcasts.



THE FISHER WS-1 WIDE-SURROUND® SPEAKER SYSTEM

These compact units augment the sound from the primary speaker systems to create a breadth of music reproduction that makes every seat in the room a 'front-row-center' location. The FISHER WS-1 overcomes the 'point source' of sound, gives the listener the illusion he is sitting in the most desirable seat in the concert hall.

FISHER CONTROL AMPLIFIERS




THE FISHER X-100-C



THE FISHER X-202-C



THE FISHER TX-300



THE FISHER X-101-D

THE FISHER X-100-C 50-Watt Stereo Amplifier
Offers 50 watts of flawless sound, totally free of audible hum, noise, and distortion. Features tape-monitor provision, derived-power center-channel output, dual-concentric bass and treble controls, speaker-headphone switch, 7 pairs of stereo inputs, and high filters. **SIZE:** 4 $\frac{3}{16}$ " x 15 $\frac{1}{8}$ " x 11 $\frac{7}{8}$ ". **WEIGHT:** 23 pounds.

THE FISHER X-202-C 84-Watt Stereo Amplifier
Features complete audio control and input facilities plus 84-watts of flawless music output. Has derived center-channel output. Inputs include two sets for low-level phono, plus mike, tape head, tuner, and auxiliary. Has high and low filters, tape monitor, loudness-contour, speaker on-off, dual concentric bass and treble controls; stereo headphone jack. **SIZE:** 4 $\frac{3}{16}$ " x 15 $\frac{1}{8}$ " x 11 $\frac{7}{8}$ ". **WEIGHT:** 30 pounds.

THE FISHER X-101-D 66-Watt Stereo Amplifier
Features 13 front-panel controls and switches plus 18 inputs and outputs for complete flexibility of operation. A derived-power center-channel output directly drives a third speaker for remote use. Has dual concentric bass and treble controls, loudness-contour switch, tape monitoring provision, speaker-headphones switch, high frequency filters, stereo headphone jack. **SIZE:** 4 $\frac{3}{16}$ " x 15 $\frac{1}{8}$ " x 11 $\frac{7}{8}$ ". **WEIGHT:** 28 pounds.

THE FISHER TX-300 All-Transistor 100-Watt Stereo Amplifier
Magnificent-sound solid-state stereo amplifier, offering the ultimate in professional quality throughout. An audio command center on the front panel features pushbutton input selectors with indicator lights. Most advanced solid-state circuitry, utilizing 4 output transistors in each channel. **SIZE:** 4 $\frac{3}{16}$ " x 15 $\frac{1}{8}$ " x 11 $\frac{7}{8}$ ". **WEIGHT:** 24 pounds.



THE FISHER SA-1000

LABORATORY-STANDARD SERIES

THE FISHER 400-CX Stereo Master Audio Control.
SIZE: 15 $\frac{1}{8}$ " wide, 4 $\frac{1}{16}$ " high, 12" deep. **WEIGHT:** 18 pounds.

THE FISHER SA-1000 150-Watt Stereo Power Amplifier (130 Watts RMS Power). **SIZE:** 15 $\frac{1}{8}$ " wide, 7 $\frac{3}{4}$ " high, 12" deep. **WEIGHT:** 70 pounds.

Together, these units comprise the ultimate in stereophonic systems. They offer ample reserve power and flexibility for use in any room or auditorium regardless of size.

CABINETY: FISHER 400-CX in Walnut, Model 10-UW, or metal in simulated leather, Model MC-2. FISHER X-100-C, X-101-D, X-202-C, TX-300 in Walnut, Model 50-UW.

FISHER LOUDSPEAKER SYSTEMS

THE FISHER TX-200 90-Watt Transistorized Stereo Control Amplifier



This transistorized amplifier has full phono and tape facilities, front-panel headphone jack, speaker-silencing switch and a full complement of controls. **SIZE:** 15 $\frac{1}{8}$ " wide, 4 $\frac{1}{16}$ " high, 11 $\frac{7}{8}$ " deep. **WT.:** 24 lbs. **CABINETY:** Walnut, Model 50-UW.

THE FISHER TFM-200 Transistorized FM-Stereo-Multiplex Tuner



The TFM-200 employs the Nuvistor-GOLDEN SYNCHRODE* front-end, 4 IF stages, 3 limiters, and a wide-band ratio detector. STEREO BEACON*. Illuminated d'Arsonval tuning meter. Front-panel tape output. **SIZE:** 15 $\frac{1}{8}$ " wide, 4 $\frac{1}{16}$ " high, 11 $\frac{7}{8}$ " deep. **WEIGHT:** 12 $\frac{1}{4}$ lbs. **CABINETY:** Walnut, Model 50-UW. * Patent Pending

THE FISHER XP-5 Although just over a cubic foot in volume, the XP-5 achieves performance standards comparable only to costlier systems much larger in size. 8-inch woofer, with free-air resonance at 25 cps. 2 $\frac{1}{2}$ -inch wide-dispersion, cone-type tweeter. **SIZE:** 10" x 20" x 9" deep. **WEIGHT:** 15 pounds.

THE FISHER XP-6 This attractive 3-way bookshelf speaker system achieves high compliance and high efficiency in a compact enclosure. Three speakers: 10" woofer, 5" midrange, 1 $\frac{1}{2}$ " soft-dome tweeter. **SIZE:** 23" x 13" x 10 $\frac{1}{2}$ " deep. **WEIGHT:** 35 pounds.

THE FISHER XP-7 This moderately-priced 3-way speaker system features a twelve-inch free-piston woofer, capable of wide excursion range; two 5" midrange and 1 $\frac{1}{2}$ " soft-dome tweeter. **SIZE:** 24 $\frac{1}{2}$ " x 14" x 12" deep. **WEIGHT:** 45 pounds.

THE FISHER XP-9 Most advanced bookshelf speaker system in the industry. Five speakers: 12" woofer, three 5" midrange speakers, 1 $\frac{1}{2}$ " soft-dome tweeter. **SIZE:** 24 $\frac{1}{2}$ " x 14" x 12" deep. **WEIGHT:** 55 pounds.

THE FISHER XP-10 Console Speaker System. The world's finest floor model system uses a non-resonant "soft" dome hemispherical tweeter for flawless reproduction of higher frequencies. Features 15" woofer with 2-inch eddy-current-damped voice coil, 8" midrange, 2" hemispherical tweeter. **SIZE:** 24 $\frac{3}{8}$ " wide, 30 $\frac{1}{2}$ " high, 14 $\frac{3}{8}$ " deep. **WEIGHT:** 80 pounds.

THE FISHER KS-1A Slim-line 3-Way Speaker System. Extreme clarity, precise transients, full, rich texture—all in one unit—only 5 $\frac{3}{4}$ " deep. The KS-1A provides truly unprecedented performance standards for its size and cost. **SIZE:** 24"x18"x5 $\frac{3}{4}$ " deep. **WEIGHT:** 28 pounds.

THE FISHER KS-2A Slim-line 3-Way Speaker System. This slim-line achieves the kind of rich, smooth texture normally associated with more expensive models. Three speakers: 12" woofer, 5" midrange, 3" hemispherical tweeter. **SIZE:** 20" x 25" x 6 $\frac{1}{2}$ " deep. **WEIGHT:** 35 pounds.

ALL FISHER 'XP' speakers can be used horizontally or vertically, except for the FISHER XP-10 Console. Cabinetry for the XP-6, XP-7, XP-9 and XP-10 is available in Walnut. The Fisher XP-5 is available in Walnut and Unfinished Birch. The FISHER KS-1A is available in Finished Birch or Walnut. The FISHER KS-2A is available only in Finished Walnut.



XP-5




XP-6



XP-7



XP-9



XP-10



KS-1A



KS-2A

FISHER RECEIVERS

THE FISHER 440-T 70-Watt† All-Transistorized FM-Stereo-Multiplex Receiver



A fully-transistorized FM-Stereo Receiver incorporating the first all-in-one four-gang front-end is now available at moderate cost. The new Fisher 440-T is a highly reliable instrument with 4 IF stages, 3 limiters, and wide-band IF strip. With STEREO BEACON*. **SIZE:** 16¾" wide, 5⅞" high, 12¾" deep, (including knobs, dress panel, and heat sink.) **WEIGHT:** 21 pounds. **CABINTRY:** Walnut, Model 100-UW.


†At 4 ohms. (50 watts at 8 ohms.) *Patent Pending



THE FISHER 400



THE FISHER 500-C



THE FISHER 800-C

THE FISHER 600 120-Watt FM-Stereo-Multiplex Receiver




With the advent of the FISHER 600, all the unlimited operational flexibility and superior performance of a premium-priced transistor receiver have been combined. This is the first time that an instrument of its kind is totally and consistently reliable. The circuitry, a triumph of engineering genius, affords a degree of performance that is unparalleled. Exclusive nuvistor-GOLDEN SYNCHRODE* front end, 5 IF stages, 5 limiters and a wide-band ratio detector provide extreme sensitivity (1.8 μV IHF), and permit reception of the weakest, most distant stations. The 21 controls and switches are in addition to a host of sophisticated advancements including a continuously variable light-dimmer, exclusive TUNE-O-LITE® illuminated dial pointer, and Pushbutton Control Center. The 16 inputs and 10 outputs accommodate every type of program source. Exclusive STEREO BEACON* indicator and d'Arsonval tuning meter are incorporated. **SIZE:** 16¾" wide, 5⅞" high, 11⅞" deep. **WEIGHT:** 35 pounds. **CABINTRY:** Available in Walnut, Model 100-UW. *Patent Pending

THE FISHER 400 65-Watt FM-Stereo-Multiplex Receiver For economy-minded music lovers who seek high performance at moderate cost. With STEREO BEAM*. **SIZE:** 17½" wide, 5¾" high, 13" deep. **WT.:** 30¾ pounds. **CABINTRY:** Walnut, 30-UW.


THE FISHER 500-C 75-Watt FM-Stereo-Multiplex Receiver World's best-selling component contains the best of everything, on one integrated chassis. With STEREO BEACON*. **SIZE:** 17½" wide, 5¾" high, 13½" deep. **WT.:** 36½ lbs. **CABINTRY:** Walnut, 30-UW.

THE FISHER 800-C 75-Watt AM-FM Stereo-Multiplex Receiver Identical to the 500-C in all respects but with a switchable AM bandwidth.

FISHER STEREO TUNERS




THE FISHER FM-90-B



THE FISHER TFM-300



THE FISHER R-200



THE FISHER FM-100-C

THE FISHER FM-90-B Wide-Band Stereo Multiplex Tuner Features the famous, exclusive GOLDEN SYNCHRODE* 3-gang front-end, 3 IF stages, and 2 limiters for excellent sensitivity and selectivity. STEREOSCAN* indicator flashes on to signal stereo broadcast. Precision d'Arsonval tuning meter. Dual audio level controls. Tape outputs. **SIZE:** 4⅓" x 15⅞" x 11⅞". **WEIGHT:** 12 pounds.

THE FISHER FM-100-C Stereo Multiplex Tuner GOLDEN SYNCHRODE* Nuvistor front-end provides outstanding sensitivity and excellent image and spurious-response rejection. 4 IF stages and 3 wide-band limiters; precision tuning meter; STEREO BEACON* indicator and automatic switching between monophonic and stereo broadcasts. **SIZE:** 4⅓" x 15⅞" x 11⅞". **WEIGHT:** 13 pounds.

THE FISHER FM-200-C Stereo Multiplex Tuner GOLDEN SYNCHRODE* Nuvistor front-end provides truly exceptional selectivity. 5 IF stages and 4 limiting stages. Interstation noise-suppressor. Pre-

cision tuning meter; STEREO BEACON* automatically switches tuner to stereo mode. **SIZE:** 4⅓" x 15⅞" x 11⅞". **WEIGHT:** 13 pounds.

THE FISHER TFM-300 Transistorized Stereo Multiplex Tuner Nuvistor and famous GOLDEN SYNCHRODE* front-end for outstanding sensitivity, low noise, and high IF and image rejection. Has wide-band, solid-state IF strip with 5 stages, plus 5 limiters, and wide-band ratio detector. STEREO BEACON* automatically switches between monophonic and stereo modes. **SIZE:** 4⅓" x 15⅞" x 11⅞". **WEIGHT:** 9 pounds.

THE FISHER R-200 FM-AM Stereo Multiplex Tuner GOLDEN SYNCHRODE* 3-gang front-end permits greatest possible overload margin and rejection of unwanted signals. STEREO BEACON* indicates when multiplex broadcast is being received and switches tuner to FM stereo mode. **CONTROLS:** stereo filter; mode selector; d'Arsonval tuning meter, AM-FM indicator lights. **SIZE:** 4⅓" x 15⅞" x 13". **WEIGHT:** 19 pounds. *Patent Pending



THE FISHER FM-200-C

FISHER CABINTRY: The FISHER R-200 is available in Walnut, Model 10-UW. The FISHER FM-90-B, FM-100-C, FM-200-C and TFM-300 are available in Walnut, Model 50-UW.